



Slip 2 stitches




**Buttonhole:
Step1**

Slip first 2 stitches




**Buttonhole:
Step2**

Pass 1st slipped
stitch over 2nd




**Buttonhole:
Step3**

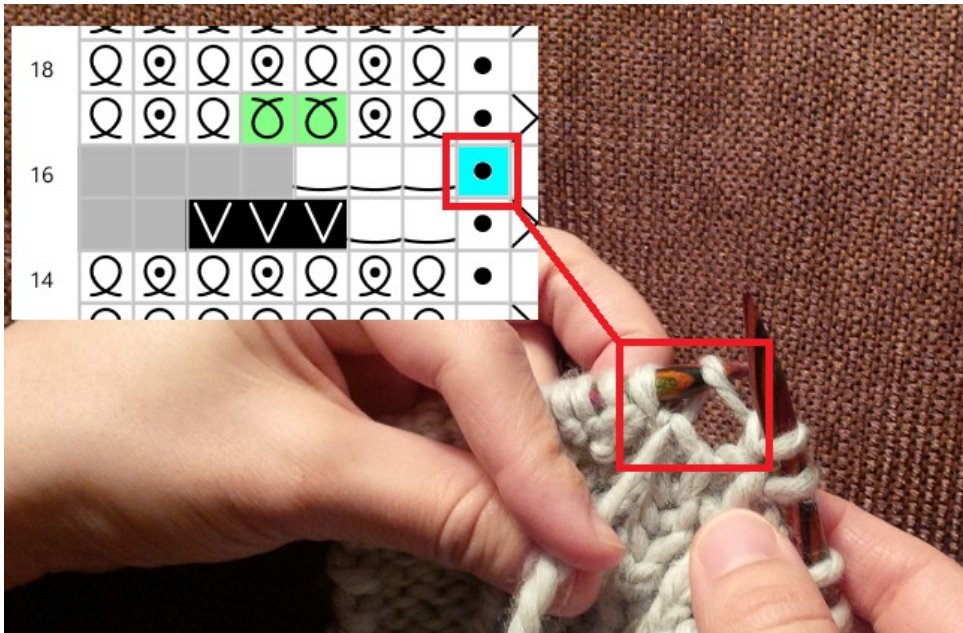
Slip 3rd st, pass
2nd stitch over 3rd




Turn



Slip 3




Pick up the bar between the previous stitch and the next stitch.




Place this stitch (picked up bar) on left needle.

Move the working yarn to the back.



Knit the picked up stitch and the next stitch together.



The 2 stitches, knitted together, now look like this.

Work to end of row. Turn and work the next row up until the 2 backwards loop cast-ons.

The 2 backwards loop cast-ons should look like this:

